

Example

Fax this to SMK Co., Ltd at Fax: +81-42-703-0026

Date: / /

E-mail : smk_overseas@e-smk.co.jp

Your Specifications for Robo-navi2-Single Slide Unit

Thank you for your inquiry about **Robo-navi2-Single Slide Unit**. We would like to confirm the specification so please answer below questions and send us back.

Contact person

1) Trading Company				2) Manufacturer			
Company name	Trading Company name			Company name	Manufacturer Company name		
Department	Department	Position	Position	Department	Department	Position	Position
Your name	First and last name	Fax	+XX-XXXXXXXXXX	Your name	First and last name	Fax	+XX-XXXXXXXXXX
E-mail	XXXXX@XXX			E-mail	XXXXX@XXX		

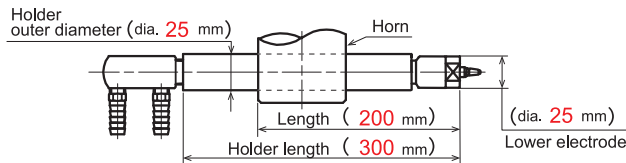
- 3) Power supply frequency – 50Hz 60Hz
 4) Your spot welding machine — Maker (**Maker name**)
 5) Squeeze time — (**20** cycle)
 6) Nut feeding method — Feeder Manual feed
 7) Nut feeder — Maker (**Maker name**)
 8) Water hose joint — L-shaped hose connector
 9) Air piping — from the feeder from the primary side

⚠

- Set the start-up self-hold on the welding machine to activate when the current starts to flow.
- Upper tip needs clearance for guide pin.
- Please provide us 5 pcs. each of nut samples.

10) Specification 1	11) Specification 2	12) Specification 3
• Nut size (M 6)	• Nut size (M 8)	• Nut size (M)
• Nut shape <input checked="" type="checkbox"/> Square <input type="checkbox"/> Hex <input type="checkbox"/> Round	• Nut shape <input checked="" type="checkbox"/> Square <input type="checkbox"/> Hex <input type="checkbox"/> Round	• Nut shape <input type="checkbox"/> Square <input type="checkbox"/> Hex <input type="checkbox"/> Round
<input type="checkbox"/> Flange type <input type="checkbox"/> T-nut <input type="checkbox"/> Hex cap nut <input type="checkbox"/> Other ()	<input type="checkbox"/> Flange type <input type="checkbox"/> T-nut <input type="checkbox"/> Hex cap nut <input type="checkbox"/> Other ()	<input type="checkbox"/> Flange type <input type="checkbox"/> T-nut <input type="checkbox"/> Hex cap nut <input type="checkbox"/> Other ()
• Hole diameter of work ϕ and board thickness t Board thickness t Hole ϕ • (ϕ 7) (t 1.6) • (ϕ) (t) • (ϕ) (t)	• Hole diameter of work ϕ and board thickness t Board thickness t Hole ϕ • (ϕ 9) (t 1.2) • (ϕ) (t) • (ϕ) (t)	• Hole diameter of work ϕ and board thickness t Board thickness t Hole ϕ • (ϕ) (t) • (ϕ) (t) • (ϕ) (t)

13) Dimensions of Holder and Horn



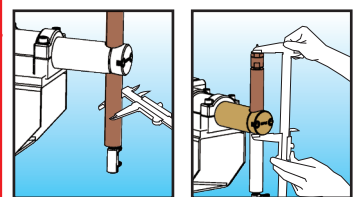
Write your full name.

When step on the foot-operated switch for a moment,

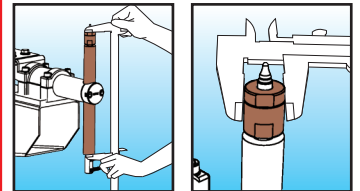
1. Pressurization is released immediately.
→Self-hold works with starting of energization.
2. Pressurization is not released.
→Self-hold works since the squeeze time.

We will manufacture the slide unit to fit sample nut you supplied to us.

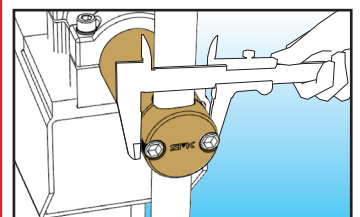
Nut shape



Holder outer diameter



Holder length Lower electrode



Horn outer diameter

